

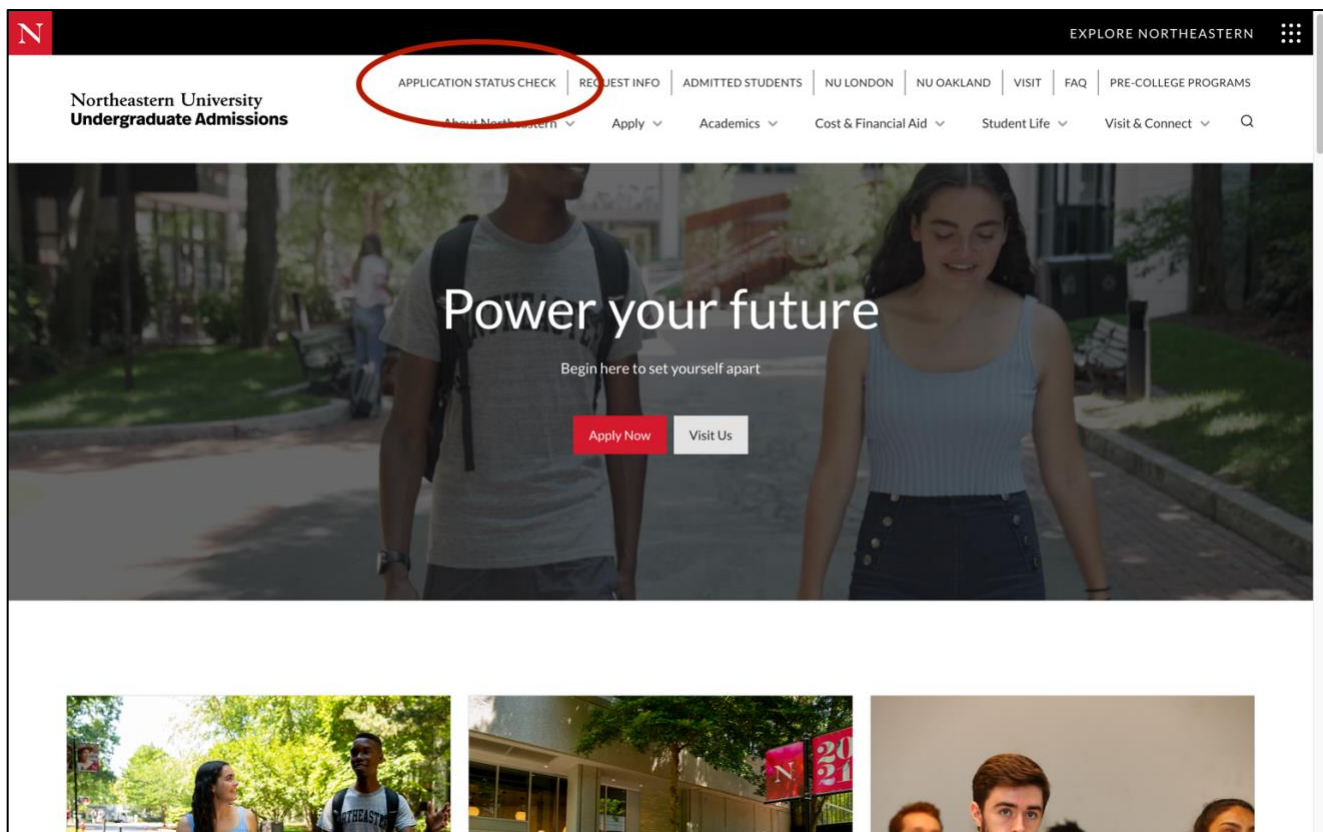


Northeastern University Undergraduate Admissions

How to Complete the Self-Reported Academic Record (SRAR)

- You can access the Self-Reported Academic Record (SRAR) via your Application Status Check portal.
- Once your application is successfully submitted and processed by Northeastern's Office of Undergraduate Admissions, you will receive an application acknowledgement email which will include instructions on activating your Application Status Check portal.
- Students typically can access their Application Status Check within 24 hours once their application is submitted and processed. You can access your portal either using the link below, or navigating from the Undergraduate Admissions website, by selecting Application Status Check.

https://apply.northeastern.edu/portal/app_status





How to Complete the Self-Reported Academic Record (SRAR)

Once you've logged into your Application Status Check, find the Required Application Checklist Items section. Immediately beneath your checklist, you should find access to the SRAR. Click on the red "Log into SRAR" button.

Required Application Checklist Items

Status	Checklist Item	Received
<input checked="" type="checkbox"/>	Counselor Recommendation	11/01/2022
<input checked="" type="checkbox"/>	Teacher Recommendation	11/01/2022
<input checked="" type="checkbox"/>	School Report	11/01/2022
<input checked="" type="checkbox"/>	Transcript (Sev American College)	11/01/2022
<input checked="" type="checkbox"/>	<u>Declaration and Certification of Finances</u>	11/02/2022

Self-Reported Academic Record (SRAR)

If you will graduate from a high school which is not in the United States, you will be required to complete the Self-Reported Academic Record (SRAR) which you can access here.

- Use the same link even if you have already started or completed the SRAR for another university, with the same or a different email address, you can link your existing SRAR to Northeastern.
- Before you begin your SRAR, please gather your high school transcripts (official or unofficial/student copy), term reports, preliminary or promotional exam results, and if applicable, any predicted or final results from any externally assessed national exams.
- Enter the grades and courses exactly as they appear on your school records. Please do not complete the SRAR section from memory.

[Log into SRAR](#)



Northeastern University Undergraduate Admissions

How to Complete the Self-Reported Academic Record (SRAR)


Once in the SRAR system, either press “Begin” to create an account, or link an existing SRAR account to your Northeastern application by pressing “Login to Existing SRAR account.”

Welcome to the Self-Reported Academic Record

Since accuracy is important, please use your original academic reports, transcripts and any external examination results as a reference when you complete the SRAR.

Please click the **Begin** button below or use the navigation tabs above to start.

You may wish to access the [SRAR Support Center](#) (opens to new browser tab/window) if this is your first time using the SRAR.



Already have a SRAR account with a **different email address**?


If you already started or completed the SRAR (e.g., for another university) with a **different email address**, click **Login to Existing SRAR Account** below and follow the instructions to link your existing SRAR to Northeastern University.

Login to Existing SRAR Account

SRAR Updates

Listed here are the most recent status updates made to your record.

Date	Status Item
There are currently no status items.	

 **Support**

Logout **Begin ▶**

Before you begin the SRAR, Northeastern recommends collecting all relevant academic records which you will eventually self-report through the SRAR platform. What is considered a relevant academic record?

- Academic records should list all courses which were attempted, and all final grades obtained, in 9th Grade, 10th Grade, and 11th Grade (or the equivalent years). If you’ve already graduated from pre-university education, you should include 12th Grade. If you have not already graduated, include as much of 12th Grade as is available.
 - In education systems where 9th Grade is considered middle school, please exclude 9th Grade.
 - In education systems where progression and promotion are based on externally assessed national, regional, or international examinations, exclude any internal school grades and report only the final externally assessed exam results as reported on exam board certificates. Examples include any GCSE, IGCSE, GCE O-Level, GCE A-Level, Standard X, Standard XII, Baccalauréat or Matura exam results.



Northeastern University Undergraduate Admissions

How to Complete the Self-Reported Academic Record (SRAR)

- Examples include: High School Transcript (official or unofficial/student copy); Semester, Trimester, or Term Reports; Bulletin Scolaire or Pagella Scolastica; Marksheets; Preliminary or Promotional Exam Results; or Final exam-board issued results certificates from all externally assessed exams.

Once you've created your account, begin by inputting your high school graduation month and year.

Enter High Schools

Please enter all institutions which you attended during the years which are equivalent to 9th Grade, 10th Grade, 11th Grade, and 12th Grade in the United States.

High School/Secondary School Graduation Year

Confirm your High School/Secondary School Graduation Month/Year	June
	2023



How to Complete the Self-Reported Academic Record (SRAR)

Next, you will need to provide information about your high school(s).

- You can search for your high school in several ways, but we recommend initially searching for your high school using your high school's College Board CEEB Code. Use the College Board CEEB Code search tool, if you do not know your school's CEEB Code:
<https://satsuite.collegeboard.org/k12-educators/tools-resources/k12-school-code-search>
- If your high school does not have a CEEB Code, you can search for your high school in the SRAR School Lookup section.
- Many high schools without CEEB Codes are included in the SRAR School Lookup section. But if you're unable to find your high school, you can add an unlisted international high school. Follow instruction provided here: <https://srarsupport.zendesk.com/hc/en-us/articles/7506293335707-How-to-Add-an-Unlisted-International-High-School-on-the-SRAR>

The screenshot shows the 'SRAR: School Lookup' form within the Northeastern University portal. The form is titled 'SRAR: School Lookup' and has a 'Cancel' button at the top left. The main text instructs the user to enter the 'College Board CEEB code' (easiest and recommended) or the 'most unique part of your school name'. It provides an example: 'Susan E. Wagner High School, you can enter 'Wagner.''. Below this, there are links for 'search tips', 'home educated' (click here), and 'GED' (click here). The form includes two dropdown menus: 'Country' (set to 'United States') and 'State' (set to 'Massachusetts'). There is a text input field for 'School Name or CEEB Code'. At the bottom, there is a section for 'Additional Options' with a radio button selected for 'Show all Schools'. The footer of the form includes a 'Support' button and three icons: 'Replace School', 'Enter Courses', and 'Remove School'.



Northeastern University Undergraduate Admissions

How to Complete the Self-Reported Academic Record (SRAR)

Northeastern University Fall Twentythree Account ? Help Logout

SRAR: School Lookup

or your school name. For example, for Susane Wagner High School, you can enter Wagner.

If you do not see your school, please try our [search tips](#).

If you are home educated, [click here](#).

If you completed a GED, [click here](#).

Country Turkey

☐ Search all countries

School Name or CEEB Code

Hisar School (Istanbul,Turkey) - CEEB code: 696461

[Cancel](#)

If you aren't using a CEEB Code, you can search for your high school using the country and school name. Possible matches will appear in the drop down menu.

Northeastern University Fall Twentythree Account ? Help Logout

SRAR: School Lookup

If you are home educated, [click here](#).

If you completed a GED, [click here](#).

Please select the school which you have attended from the list presented.

☐ My high school is not on the list below.

School Name	School Address	Options
Hisar School CEEB: 696461	Gokturk Merkez Mahallesi Istanbul Caddesi No 3 Istanbul,	Select

A B C D E F G H I J K L M N O P Q R S T U V W X Y Z All

Country Turkey

☐ Search all countries

Once you've found your high school, press the Select button to add to your SRAR.

[Support](#) [Replace School](#) [Enter Courses](#) [Remove School](#)



Northeastern University Undergraduate Admissions

How to Complete the Self-Reported Academic Record (SRAR)

Once you've added your high school, you will need to input a few data points, including:

- Dates of Attendance (include only the years which correspond to your years in 9th Grade, 10th Grade, 11th Grade, 12th Grade, and any post-graduate (PG) years)
- Grade Scale (options include Letter Grades, Number Grades, Letter & Number Grades, Decimal Grades, or Narrative/Descriptive/Other Grades)
- Final Education System/Curriculum (choose from the drop down)
- School Year Selection (options include August/September through May/June, March/April through February/March, or January/February through November/December)

The screenshot shows the SRAR form interface. At the top right, there are three icons: a circular arrow for 'Replace School', a list icon for 'Enter Courses', and a trash can for 'Remove School'. The form is divided into two main columns. The left column contains the 'Street Address' section with a CEEB Code (696461) and a sample address in Istanbul, followed by the 'Grade Scale' section with radio button options for Letter, Number, Letter & Number, Decimal, and Narrative/Descriptive/Other grades. The right column contains the 'Dates of Attendance' section with 'From' and 'To' fields, the 'Final Education System / Curriculum' dropdown menu, and the 'School Year Selection' section with two radio button options for traditional U.S. and calendar year schedules. A blue 'Support' button is located at the bottom left. Red '- Required' text is placed next to the Dates of Attendance, Final Education System, and School Year Selection sections.

Street Address:
CEEB Code: 696461
Gokturk Merkez Mahallesi Istanbul Caddesi No 3
Istanbul,

Grade Scale: ⓘ
☐ Letter Grades
☐ Number Grades
☐ Letter & Number Grades
☐ Decimal Grades
☐ Narrative / Descriptive / Other (non-standard)
- Required

Dates of Attendance: (mm/yyyy) ⓘ
From: **- Required**
To: **- Required**

Final Education System / Curriculum: ⓘ
--Select Education System-- **- Required**

School Year Selection:
☐ My school follows a traditional U.S. academic year beginning in the fall (e.g. August/September through May/June or March/April through Feb/March)
☐ My school follows a calendar year schedule beginning at the start of the year (e.g. January/February through November/December)
- Required

[? Support](#)



Northeastern University Undergraduate Admissions

How to Complete the Self-Reported Academic Record (SRAR)

Once completed, your screen might resemble something like the image below:

Replace School

Enter Courses

Remove School

Street Address:
CEEB Code: 687229
1207 Dover Road
Singapore,

Grade Scale: ?
☐ Letter Grades
☐ Number Grades
☒ Letter & Number Grades
☐ Decimal Grades
☐ Narrative / Descriptive / Other (non-standard)

Dates of Attendance: (mm/yyyy) ?
From:
09/2019
To:
07/2023

Final Education System / Curriculum: ?
International Baccalaureate (IB)

School Year Selection:
☒ My school follows a traditional U.S. academic year beginning in the fall
(e.g. August/September through May/June or March/April through Feb/March)
☐ My school follows a calendar year schedule beginning at the start of the year
(e.g. January/February through November/December)

Enter/Edit GPA and Class Rank

Enter/Edit Numeric to Letter Conversions



How to Complete the Self-Reported Academic Record (SRAR)

Before moving forward, remember to enter any GPA/Class Rank information, and enter the numeric to letter conversion, if required.

For example, below is the conversion used by a high school which uses the International Baccalaureate (IB) 1 through 7 grading scale. Many grading scales have been input already from students who've submitted the SRAR in previous cycles to other universities. But you should confirm the highest and lowest unweighted grade; confirm whether the grades include any decimals; and confirm whether the grades use any plus or minuses.

The screenshot shows a web browser window with the URL 'fcsity'. The page title is 'Enter/Review Grading Scale'. The main content area is titled 'United World College-Dover Grading Scale'. It contains the following text and form elements:

United World College-Dover primarily uses *

- ☐ Grades on a 100-point numeric scale (e.g. 0-100) including decimals
- ☐ Grades on a 4-point numeric scale (e.g. 3.5, 3.7)
- ☒ Something other than a 4-point or 100-point scale

Please enter the highest and lowest grades you can receive at United World College-Dover to continue.

What is the **highest unweighted** grade you can receive at United World College-Dover? *

What is the **lowest unweighted** grade you can receive at United World College-Dover? *

☐ Numeric grades at United World College-Dover include decimals (e.g. 88.9 or 88.95)

☐ The grading scale for United World College-Dover includes plus (+) and minus (-) grades (e.g. A+, A, A-, B+, B, B-, etc...)

Please enter below how numeric grades (*no weighting*) translate to letter grades at United World College-Dover.

Singapore, 07/2017



How to Complete the Self-Reported Academic Record (SRAR)

Also, include any grade conversions, by confirming the highest and lowest possible numeric grades for each letter grade, as seen in the image below. If you are uncertain about how your school's grading scale converts to U.S. letter grades, either speak with your school counselor, click on the SRAR support icon at the bottom of your screen, or use an online resource like [Scholaro](#).

Enter/Review Grading Scale

Dover, VT

☐ Numeric grades at United World College-Dover include decimals (e.g. 88.9 or 88.95)

☐ The grading scale for United World College-Dover includes plus (+) and minus (-) grades (e.g. A+, A, A-, B+, B, B-, etc...)

Please enter below how numeric grades (no weighting) translate to letter grades at United World College-Dover.

Include in Scale	Letter Grade	Lowest Possible Numeric Grade	Highest Possible Numeric Grade
<input checked="" type="checkbox"/>	A	6	7
<input checked="" type="checkbox"/>	B	5	5
<input checked="" type="checkbox"/>	C	4	4
<input checked="" type="checkbox"/>	D	3	3
<input checked="" type="checkbox"/>	F	1	2

[Go Back](#) [Update Grading Scale](#)

Singapore, 09/2019





Once you've completed the grade conversion, press Update Grading Scale. Once you've returned to the previous screen, you can either add another high school, or you can move forward to the next section by pressing the red Enter Coursework button.

[◀ Back](#) [Add Another School ↗](#) [Enter Coursework ▶](#)

Begin entering your coursework by selecting the appropriate year. In the image below, 2019-2020 corresponds to 9th Grade; 2020-2021 corresponds to 10th Grade; 2021-2022 correspond to 11th Grade; and 2022-2023 corresponds to 12th Grade.

Please note: For education systems where progression or promotion are based on externally assessed national, regional, or international exams, you do not need to input any internal school grades, and should only input either predicted grades (as determined by your high school, if predicted grades are shared with students) or the grades which you've received on your external exams via a final exam board results certificate. For example, students in the British system will only input final GCSE, IGCSE, or GCE O-Level exam results, final GCE AS-Level exam results (if any were taken), and any predicted or final GCE A-Level or Cambridge Pre-U exam results. Since most students in the British system do not sit for GCSE/IGCSE/GCE O-Level exams until the year which is equivalent to 10th Grade in the United States, 2019-2020 (i.e. 9th Grade) will be left blank.

Begin by selecting the green box to the right of the appropriate academic year.

Enter or Edit Coursework	
Enter Coursework/Exams taken in 2019-2020	
Edit Coursework/Exams taken in 2020-2021	
Edit Coursework/Exams taken in 2021-2022	
Edit Coursework/Exams taken in 2022-2023	

Begin by selecting the appropriate education system and curriculum for the academic year.

Education System / Curriculum

International General Certificate of Secondary Education IGCSE: Ordinary Level (O-level)

Type here to filter

Indonesian Surat Tanda Tanat Belajar (STTB) from Sekolah Menengah Unum Tingkat Atas (SMA)

International Baccalaureate (IB)

International General Certificate of Education GCE: Advanced Level (A-Level)

International General Certificate of Education GCE: Advanced Subsidiary Level (AS-Level)

International General Certificate of Secondary Education IGCSE: Ordinary Level (O-level)

Saudi Arabian Shahadat Al-Marhalat Al-Thanawiwvat

Courses/Exams Were Taken in

Currently Entered Course/Exam Data

Subject Area	Generic Course/Exam Title	Course/Exam Name	Proficiency Level	Course Length	Semester/Term	Grade / Score / External Exam
--------------	---------------------------	------------------	-------------------	---------------	---------------	-------------------------------




Northeastern University Undergraduate Admissions

How to Complete the Self-Reported Academic Record (SRAR)

Next, select the equivalent academic year.

- Select the education system/curriculum in use for this year **only if different from what is currently listed on screen**
- Do not round or estimate any grades
- [Re-display detailed instructions.](#)

Education System / Curriculum: International General Certificate of Secondary Education IGCSE: Ordinary Level (O-level) ▾

 Based on the Educational System/Curriculum you have indicated, please enter any External Exams you sat for in place of the In-Class/Internal courses and grades you received for this year.

Courses/Exams Were Taken in: **Equivalent to U.S. High School 10th Grade** ▾

Equivalent to U.S. High School 9th Grade
Equivalent to U.S. High School 10th Grade
Equivalent to U.S. High School 11th Grade
Equivalent to U.S. High School 12th Grade
Equivalent to U.S. High School 13th Grade

Currently Entered Course/Exam Data		Grade / Score
Subject Area	Generic Title	

Next, begin entering coursework by first selecting the appropriate subject area, such as mathematics, science, history/social studies, languages (including English), computer science, business, fine arts/music, physical education/health/gym, etc.

[Remove Selected Courses](#) [Move Selected Courses](#)

Add New Course/Exam

Subject Area	Course/Exam Content ?	Course/Exam Name ?	Proficiency Level ?	Course Length / External Exam ?
Mathematics Science History / Social Studies Languages Computer Science Business Fine Arts / Music Phys. Ed / Health / Gym	~Course~ ▾	Enter Course/Exam Title	~Level~ ▾	~Length~ ▾
Instruction for this Course ?				
<div></div> <div></div> <div></div> <div></div>				
				Clear
				Save Course

[◀ Back to 2019-2020 Coursework](#) [Back to Summary](#) [Continue to 2021-2022 Coursework ▶](#)

Logged in as: Fall Twentythree
[Home](#) | [Account](#) | [Help](#) | [Logout](#)

[Support](#)



Northeastern University Undergraduate Admissions

How to Complete the Self-Reported Academic Record (SRAR)

Next, identify the content which best represents the course which you've complete. If you cannot identify a perfect match, select the other option at the very bottom.

The screenshot shows the 'Add New Course/Exam' form. At the top are two buttons: 'Remove Selected Courses' and 'Move Selected Courses'. The form has five main columns: 'Subject Area', 'Course/Exam Content', 'Course/Exam Name', 'Proficiency Level', and 'Course Length / External Exam'. The 'Subject Area' dropdown is set to 'Mathematics'. The 'Course/Exam Content' dropdown is open, showing a list of options: ALGEBRA 1, GEOMETRY, ALGEBRA 2, TRIGONOMETRY, PRECALCULUS, CALCULUS, STATISTICS, and ADVANCED MATH. The 'Course/Exam Name' field contains the placeholder text 'Enter Course/Exam Title'. The 'Proficiency Level' dropdown is set to '-Level-'. The 'Course Length / External Exam' dropdown is set to '-Length-'. There is a 'Clear' button next to the 'Course Length / External Exam' dropdown. A 'Save Course' button is located at the bottom right of the form. Below the form are three navigation buttons: 'Back to 2019-2020 Coursework', 'Back to Summary', and 'Continue to 2021-2022 Coursework'. At the bottom left, there is a 'Support' button. The bottom right corner shows the user is logged in as 'Fall Twentythree' with links for 'Home', 'Account', 'Help', and 'Logout'.

Remove Selected Courses Move Selected Courses

Add New Course/Exam

Subject Area	Course/Exam Content ?	Course/Exam Name ?	Proficiency Level ?	Course Length / External Exam ?
Mathematics	<div>ALGEBRA 1 GEOMETRY ALGEBRA 2 TRIGONOMETRY PRECALCULUS CALCULUS STATISTICS ADVANCED MATH</div>	Enter Course/Exam Title	-Level-	-Length-

Language of Inst
English

Clear

Save Course

Back to 2019-2020 Coursework Back to Summary Continue to 2021-2022 Coursework

Logged in as: Fall Twentythree
Home | Account | Help | Logout

Support

Next, input the course or exam name, exactly as the subject appears on either your high school transcript or the exam board results certificate.



Northeastern University Undergraduate Admissions

How to Complete the Self-Reported Academic Record (SRAR)

Next, input the proficiency level, such as Honors, Advanced Placement (AP), IB Higher Level, IB Standard Level, GCSE/IGCSE Ordinary Level, GCE Advanced Level, or GCE Advanced Subsidiary Level. Any internal school grades, which correspond to external exam results can be input as In-Class/Internal Grades. If you are uncertain about the proficiency level, select N/A.

Remove Selected Courses

Move Selected Courses

Add New Course/Exam

Subject Area	Course/Exam Content ?	Course/Exam Name ?	Proficiency Level ?	Course Length / External Exam ?
Mathematics	--Course--	Enter Course/Exam Title	<div><div></div><div>GCE Advanced Level</div><div>GCE Advanced Subsidiary Level</div><div>General</div><div>Honors</div><div>IB (Higher/HL)</div><div>IB (Standard/SL)</div><div>IGCSE/GCSE Ordinary Level</div><div>In-Class/Internal Grade</div></div>	--Length--
Required				
Language of Instruction for this Course ?				
English				

Save Course

◀ Back to 2019-2020 Coursework

Back to Summary

Continue to 2021-2022 Coursework ▶

Support

Logged in as: Fall Twentythree

Home | Account | Help | Logout



Northeastern University Undergraduate Admissions

How to Complete the Self-Reported Academic Record (SRAR)

Next, select an option from the course length/external exam drop down. Select External Exam if you are reporting predicted or final exam results. If you are reporting one final grade, select Full Year. If you are reporting grades from a course which you took for one or two semesters, select Semester. If you are reporting grades from a course which you took for one, two, or three trimesters, select Trimester.

The screenshot shows the 'Add New Course/Exam' form. At the top, there are five tabs: 'Subject Area', 'Course/Exam Content', 'Course/Exam Name', 'Proficiency Level', and 'Course Length / External Exam'. The 'Subject Area' tab is active, showing a dropdown menu with 'Mathematics' selected. Below this, there are fields for 'Course/Exam Content' (a dropdown with '-Course-' selected), 'Course/Exam Name' (a text field with 'Enter Course/Exam Title' placeholder), 'Proficiency Level' (a dropdown with '-Level-' selected), and 'Course Length / External Exam' (a dropdown with 'External Exam' selected). Below these fields is a section titled 'Language of Instruction for this Course' with a dropdown menu showing 'English' and a 'Clear' link. Below that is a section titled 'Grades' with a dropdown menu for 'Exam Grade' showing '-Grade-' and a 'Clear' link. To the right of the 'Exam Grade' dropdown are three checkboxes: 'The exam was taken online.', 'This is a predicted grade for the exam.', and 'COVID-19 affected the grading practice/scale at my school for this grade.' Below the 'Exam Grade' dropdown is a field for 'Credits/Units' with a value of '1'. Below that is a field for 'Maximum/Highest Grade' with a dropdown showing '-Grade-' and a 'Clear' link. At the bottom is a field for 'Exam Date' with a calendar icon. A red 'Save Course' button is located at the bottom right of the form. A 'Support' button is located at the bottom left of the form.

Next, input the primary instructional language.



Northeastern University Undergraduate Admissions

How to Complete the Self-Reported Academic Record (SRAR)

Next, input the grade or exam result. Below is an example for a semester long course. Input the first semester and second semester grade. Also input the highest unweighted grade which could be obtained in the course. Grades in the drop-down menu will be based on the grades which you indicated being used by the high school when you input information about the high school. Select In Progress if you have not yet obtained a final grade for the course.

Add New Course/Exam

Subject Area	Course/Exam Content	Course/Exam Name	Proficiency Level	Course Length / External Exam
Mathematics	--Course--	Enter Course/Exam Title	--Level--	Semester
Language of Instruction for this Course				
English				Clear
Grades				
First Semester	--Grade--	Clear	<input type="checkbox"/> The first semester was taken online. <input type="checkbox"/> This is a predicted grade for the first semester. <input type="checkbox"/> COVID-19 affected the grading practice/scale at my school for this grade.	
Credits/Units		0.5		
Second Semester	--Grade--	Clear	<input type="checkbox"/> The second semester was taken online. <input type="checkbox"/> This is a predicted grade for the second semester. <input type="checkbox"/> COVID-19 affected the grading practice/scale at my school for this grade.	
Credits/Units		0.5		
Maximum/Highest Grade	--Grade--	Clear		

Support

Save Course



Northeastern University Undergraduate Admissions

How to Complete the Self-Reported Academic Record (SRAR)

Once you've input grades for each academic year, you will need to upload documentation which supports the grades you've input into the SRAR.

• Click on **Select Files...** to choose your files or drag your files to the "Drag files..." box to upload them
• Confirm your file selection and click **Complete Upload**
Click **Remove** if you wish to remove any files. If necessary you can upload them again.

+ Upload File

Refresh

Upload Date	File Name	Document Type	High School/College
Document Type: <div></div>			
High School/College: High School Transcript			
International Narrative Grades			
External Exam Results			
Predicted Grades Statement			
File(s):			
Drag files to upload here			
Supported file types are: .pdf,.png,.jpg,.gif with a maximum of 30MB per file.			
<div>Complete Upload</div> <div>Cancel Upload</div>			
Document Type: External Exam Results			
12/23/2022	IGCSE_Results.pdf	External Exam Results	United World College-Dover
Remove			
Document Type: High School Transcript			

Support



Northeastern University Undergraduate Admissions

How to Complete the Self-Reported Academic Record (SRAR)

If you have any questions which relate to the coursework or grades which you're entering in the SRAR, you should either use the SRAR help tool on the bottom left-hand corner of your screen, or visit the SRAR support center (<https://srarsupport.zendesk.com/hc/en-us>).

The screenshot shows the 'SELF-REPORTED ACADEMIC RECORD' dashboard. At the top, there's a navigation bar with 'Fall Twentythree', 'Account', 'Help', and 'Logout'. Below the header, a welcome message says 'Welcome to the Self-Reported Academic Record' with a note to click 'Continue'. A 'SRAR Updates' section lists recent status changes in a table with columns 'Date' and 'Status Item'. A 'Support' sidebar on the left contains a search bar with 'Grading Scale' and a list of 'Top results' including links to grade scale conversion, recording grades, and adding schools. The main content area also lists 'Top results' and a section for 'Added Universities'.

SELF-REPORTED ACADEMIC RECORD

Welcome to the Self-Reported Academic Record
To review your SRAR, click the "Continue" button below.

SRAR Updates
Listed here are the most recent status updates made to your record.

Date	Status Item
12/20/2022	Your SRAR has been submitted..
12/20/2022	Your SRAR has been placed back into edit mode and you can now make changes to it.
12/20/2022	Your SRAR has been submitted..
12/20/2022	United World College-Dover - Singapore , has been added as a high school/secondary institution to your academic record.

Support
Grading Scale

Top results

- How to Select a Grade Scale
- How to complete the Numeric-to-Letter Grading Scale Conversion
- How to Record Grades with Decimals
- Unable to Record or Save your Grade
- How to Add a High School
- How to Add an Unlisted International High School on the SRAR
- What should I do if my grades were impacted by COVID-19?
- I am trying to enter my final grades but the only grade option shown is "In Progress"
- Entering an International High School

Added Universities
Universities listed below will receive your SRAR once you have completed it according to their instructions. Once your status is listed as complete with a checkmark, please email the college or university to acknowledge receipt of the SRAR (e.g. in their application portal).

Status: Submitted
Submission: 12/20/2022 11:04 AM
SRAR submission: 12/20/2022 11:13 AM

The screenshot shows the 'SRAR/SSAR Support Center' landing page. It features a blue header with the SRAR and SSAR logos, a 'Support Center' title, and links for 'Submit a request' and 'Sign in'. The main content area has a large blue banner with the text 'Need help? We're here for you.' and a search bar for 'Search FAQs'. Below the banner are three white buttons: 'GETTING STARTED & ACCOUNT BASICS', 'COMPLETING THE SRAR/SSAR', and 'SUBMIT & LINK'. A fourth button, 'INTERNATIONAL FIRST-YEAR APPLICANTS', is partially visible. A 'Support' sidebar on the left contains a search bar with 'How can we help?'.

SRAR/SSAR Support Center

Submit a request Sign in

Need help? We're here for you.

Search FAQs

GETTING STARTED & ACCOUNT BASICS

COMPLETING THE SRAR/SSAR

SUBMIT & LINK

INTERNATIONAL FIRST-YEAR APPLICANTS

Support
How can we help?



How to Complete the Self-Reported Academic Record (SRAR)

Example: GCSE/IGCSE/GCE O-Level Final Exam Results

2020 - 2021 (10th Grade) - UNITED WORLD COLLEGE-DOVER - Singapore,						
Subject Area	Course	Actual Title	Type	Grade	Length (Credits/Units)	Term/Semester
History / Social Studies	ECONOMICS	ECONOMICS	IGCSE/GCSE Ordinary Level	A	External Exam	N/A
English	ENGLISH LITERATURE	Literature in English	IGCSE/GCSE Ordinary Level	B	External Exam	N/A
Computer Science	COMPUTER SCIENCE 1	COMPUTER SCIENCE	IGCSE/GCSE Ordinary Level	A*	External Exam	N/A
English	OTHER ENGLISH	First Language English	IGCSE/GCSE Ordinary Level	A	External Exam	N/A
Mathematics	OTHER MATH	Cambridge Int Mathematics	IGCSE/GCSE Ordinary Level	A*	External Exam	N/A
Science	OTHER SCIENCE	Co-Ord Sciences (Double Award) - 1	IGCSE/GCSE Ordinary Level	A*	External Exam	N/A
Science	OTHER SCIENCE	CO-ORD SCIENCES (DOUBLE AWARD) - 2	IGCSE/GCSE Ordinary Level	A*	External Exam	N/A
World Language	FRENCH 2	French	IGCSE/GCSE Ordinary Level	5	External Exam	N/A
History / Social Studies	OTHER HISTORY/SOCIAL STUDIES	History	IGCSE/GCSE Ordinary Level	8	External Exam	N/A
Education System / Curriculum: International General Certificate of Secondary Education IGCSE: Ordinary Level (O-level)						



Northeastern University Undergraduate Admissions

How to Complete the Self-Reported Academic Record (SRAR)

Example: GCE A-Level Final Exam Results

Education System / Curriculum

International General Certificate of Education GCE: Advanced Level (A-Level)

!

Based on the *Educational System/Curriculum* you have indicated, please enter any External Exams you sat for in place of the In-Class/Internal courses and grades you received for this year.

Courses/Exams Were Taken in

Equivalent to U.S. High School 12th Grade

Currently Entered Course/Exam Data

	Subject Area	Generic Course/Exam Title	Course/Exam Name	Proficiency Level	Course Length / External Exam	Semester/Term	Grade / Score	
<input type="checkbox"/>	Mathematics	OTHER MATH	MATHEMATICS	GCE Advanced Level	External Exam 06/2022	N/A	B (out of A*)	
<input type="checkbox"/>	Science	CHEMISTRY	CHEMISTRY	GCE Advanced Level	External Exam 06/2022	N/A	A (out of A*)	
<input type="checkbox"/>	Computer Science	COMPUTER SCIENCE 2	COMPUTER SCIENCE	GCE Advanced Level	External Exam 03/2021	N/A	A (out of A*)	
<input type="checkbox"/>	History / Social Studies	ECONOMICS	ECONOMICS	GCE Advanced Level	External Exam 06/2022	N/A	C (out of A*)	

Remove Selected Courses

Move Selected Courses



Northeastern University Undergraduate Admissions

How to Complete the Self-Reported Academic Record (SRAR)

Example: Indian Standard X Final Exam Results (such as All-India Secondary School Examination or Indian Certificate of Secondary Education)

Education System / Curriculum	Indian Secondary School Certificate (CBSE, CISCE, or State Board) ▼
Courses/Exams Were Taken in	Equivalent to U.S. High School 10th Grade ▼

Currently Entered Course/Exam Data								
	Subject Area	Generic Course/Exam Title	Course/Exam Name	Proficiency Level	Course Length / External Exam	Semester/Term	Grade / Score	
<input type="checkbox"/>	Languages	ENGLISH 2	ENGLISH COMM	Standard	External Exam 03/2021	N/A	91 (out of 100)	
<input type="checkbox"/>	Languages	GERMAN 2	GERMAN	Standard	External Exam 03/2021	N/A	93 (out of 100)	
<input type="checkbox"/>	Mathematics	OTHER MATH	MATHEMATICS	Standard	External Exam 03/2021	N/A	99 (out of 100)	
<input type="checkbox"/>	Science	OTHER SCIENCE	SCIENCE	Standard	External Exam 03/2021	N/A	97 (out of 100)	
<input type="checkbox"/>	History / Social Studies	OTHER HISTORY/SOCIAL STUDIES	SOCIAL SCIENCE	Standard	External Exam 03/2021	N/A	97 (out of 100)	
<input type="checkbox"/>	Computer Science	OTHER COMPUTER SCIENCE	FOUNDATIONS OF IT	Standard	External Exam 03/2021	N/A	100 (out of 100)	

Remove Selected Courses

Move Selected Courses



Northeastern University Undergraduate Admissions

How to Complete the Self-Reported Academic Record (SRAR)

Example: Academic year in curriculum with both Advanced Placement (AP) and International Baccalaureate (IB) courses.

Currently Entered Course/Exam Data							
	Subject Area	Generic Course/Exam Title	Course/Exam Name	Proficiency Level	Course Length / Semester/Term	Grade / Score	
<input type="checkbox"/>	Languages	ENGLISH LANGUAGE AND COMPOSITION	AP ENGLISH LANG & COMPOSITION	AP (Advanced Placement)	Semester First	86 (out of 100)	
<input type="checkbox"/>	Languages	ENGLISH LANGUAGE AND COMPOSITION	AP ENGLISH LANG & COMPOSITION	AP (Advanced Placement)	Semester Second	83 (out of 100)	
<input type="checkbox"/>	Languages	FRENCH 3	AP FRENCH	AP (Advanced Placement)	Semester First	97 (out of 100)	
<input type="checkbox"/>	Languages	FRENCH 3	AP FRENCH	AP (Advanced Placement)	Semester Second	99 (out of 100)	
<input type="checkbox"/>	Mathematics	CALCULUS	AP CALCULUS AB	AP (Advanced Placement)	Semester First	93 (out of 100)	
<input type="checkbox"/>	Mathematics	CALCULUS	AP CALCULUS AB	AP (Advanced Placement)	Semester Second	93 (out of 100)	
<input type="checkbox"/>	Languages	SPANISH LANGUAGE & LITERATURE	IB SPANISH A: LANGUAGE & LITERATURE	IB (Standard/SL)	Semester First	93 (out of 100)	
<input type="checkbox"/>	Languages	SPANISH LANGUAGE & LITERATURE	IB SPANISH A: LANGUAGE & LITERATURE	IB (Standard/SL)	Semester Second	99 (out of 100)	
<input type="checkbox"/>	History / Social Studies	ECONOMICS	IB ECONOMICS	IB (Higher/HL)	Semester First	94 (out of 100)	
<input type="checkbox"/>	History / Social Studies	ECONOMICS	IB ECONOMICS	IB (Higher/HL)	Semester Second	82 (out of 100)	
<input type="checkbox"/>	History / Social Studies	OTHER HISTORY/SOCIAL STUDIES	IB HISTORY OF AMERICAS	IB (Standard/SL)	Semester First	90 (out of 100)	



Northeastern University Undergraduate Admissions

How to Complete the Self-Reported Academic Record (SRAR)

Example: Academic year in International Baccalaureate (IB) Diploma Program; second semester is still in progress.

2022 - 2023 (12th Grade) - UNITED WORLD COLLEGE-DOVER - Singapore,						
Subject Area	Course	Actual Title	Type	Grade	Length (Credits/Units)	Term/Semester
English	ENGLISH 4	English A: Language & Literature	IB (Standard/SL)	4	Semester	First
English	ENGLISH 4	English A: Language & Literature	IB (Standard/SL)	IP	Semester	Second
World Language	SPANISH 2	Spanish ab initio	IB (Standard/SL)	4	Semester	First
World Language	SPANISH 2	Spanish ab initio	IB (Standard/SL)	IP	Semester	Second
Business	BUSINESS MANAGEMENT	BUSINESS MANAGEMENT	IB (Standard/SL)	6	Semester	First
Business	BUSINESS MANAGEMENT	BUSINESS MANAGEMENT	IB (Standard/SL)	IP	Semester	Second
History / Social Studies	ECONOMICS	ECONOMICS	IB (Higher/HL)	6	Semester	First
History / Social Studies	ECONOMICS	ECONOMICS	IB (Higher/HL)	IP	Semester	Second
Science	PHYSICS	PHYSICS	IB (Higher/HL)	4	Semester	First
Science	PHYSICS	PHYSICS	IB (Higher/HL)	IP	Semester	Second
Mathematics	IB MATH ANALYSIS AND APPROACHES HL	IB MATH ANALYSIS AND APPROACHES HL	IB (Higher/HL)	4	Semester	First
Mathematics	IB MATH ANALYSIS AND APPROACHES HL	IB MATH ANALYSIS AND APPROACHES HL	IB (Higher/HL)	IP	Semester	Second



Northeastern University Undergraduate Admissions

How to Complete the Self-Reported Academic Record (SRAR)

Example: Final International Baccalaureate (IB) Diploma exam results.

World Language	SPANISH 2	Spanish ab initio	IB (Standard/SL)	4	External Exam	N/A
History / Social Studies	ECONOMICS	ECONOMICS	IB (Higher/HL)	6	External Exam	N/A
Business	BUSINESS MANAGEMENT	BUSINESS MANAGEMENT	IB (Standard/SL)	6	External Exam	N/A
English	ENGLISH 4	English A: Language & Literature	IB (Standard/SL)	5	External Exam	N/A
Mathematics	IB MATH ANALYSIS AND APPROACHES HL	IB MATH ANALYSIS AND APPROACHES HL	IB (Higher/HL)	5	External Exam	N/A
Science	PHYSICS	PHYSICS	IB (Higher/HL)	4	External Exam	N/A

Education System / Curriculum: International Baccalaureate (IB)

Example: Predicted International Baccalaureate (IB) Diploma exam result for one subject.

Edit Course/Exam

Subject Area	Course/Exam Content ?	Course/Exam Name ?	Proficiency Level ?	Course Length / External Exam ?	Semester/Term
Languages	SPANISH 2 (SEC...	SPANISH AB INITIO	IB (Standar...	External Exa...	N/A

Language of Instruction for this Course ?

English

Grade ?

Enter Grade

4

Clear

Credits/Units ?

1

Maximum/Highest Grade

7

Exam Date

05/2023

☐ This section was taken online.

☒ This is a predicted grade for this course/exam.

Cancel Edit

Save Changes